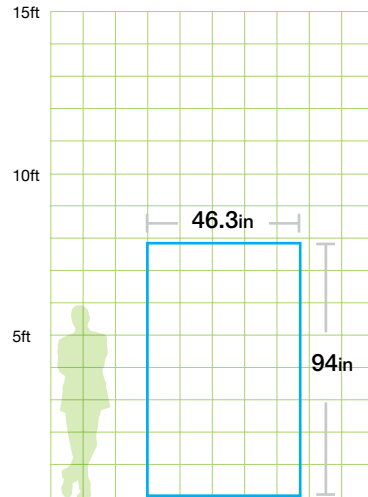

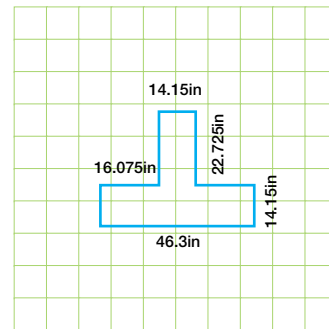


Exhibit Component - Tower C



Elevation

Shown on a 10ft x 15ft space



Footprint

Shown on a 10ft x 10ft space

Parts List

DESCRIPTION	PART#	SIZE (inches)	QTY.	DESCRIPTION	PART#	SIZE (inches)	QTY.
Graphic 1 (final size)		107.706" x 95.35"	1	Graphic 2 (final size)		60.566" x 95.35"	1
L Profile	PAN-CT3-L	94	2	I Profile	PAN-CT3-1	94	6
Horiz Profile	PAN-CT3-B	40	2	Horiz Profile	PAN-CT3-B	11	6
Horiz Profile	PAN-CT3-B	18	4	Horz Profile	PAN-CT3-B	11.35	4
Plastic Cover	PAN-COUV-L	-	4	Plastic Cover	PAN-COUV-I	-	12
Inside Corner	PAN-EQ-FP	-	32	Leveling Foot	62805K51	-	8
Leveling Foot Nut	90591A161	-	8				