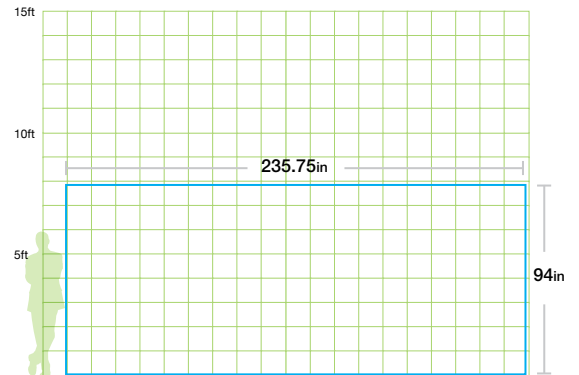
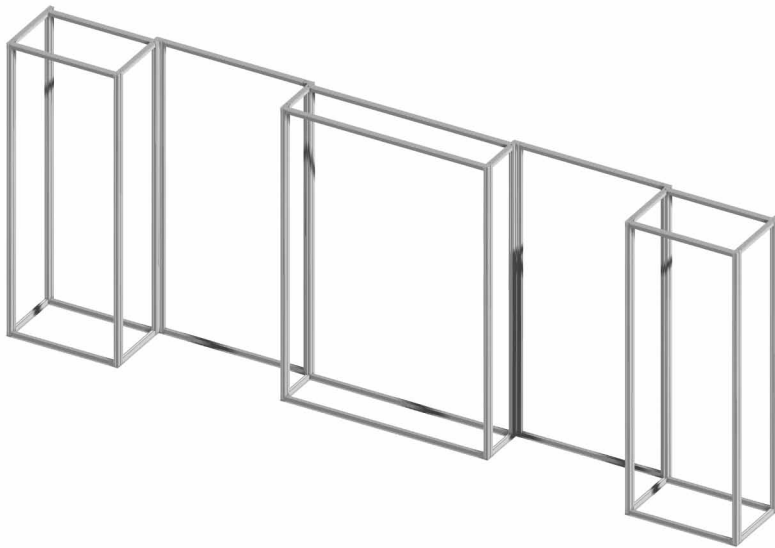
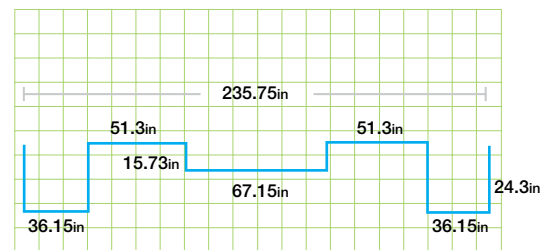


Exhibit Component - Wall 20B



Elevation
Shown on a 20ft x 15ft space



Footprint
Shown on a 20ft x 10ft space

Parts List

DESCRIPTION	PART#	SIZE (inches)	QTY.	DESCRIPTION	PART#	SIZE (inches)	QTY.
Graphic 1 (final size)		102.726" x 95.35"	1	Graphic 2 (final size)		84.146" x 95.35"	2
Graphic 3 (final size)		49.136" x 95.35"	2	L Profile	PAN-CT3-L	94	4
I Profile	PAN-CT3-I	94	8	Horiz Profile	PAN-CT3-B	64	4
Horiz Profile	PAN-CT3-B	33	8	Horiz Profile	PAN-CT3-B	45	4
Horiz Profile	PAN-CT3-B	18	8	Horiz Profile	PAN-CT3-B	11	4
Plastic Cover	PAN-COUV-I	-	16	Plastic Cover	PAN-COUV-L	-	8
Leveling Foot	62805K51	-	12	Inside Corner	PAN-EQ-FP	-	56
Leveling Foot Nut	90591A161	-	12				