







A	Skin	Size	
		38.5"	W
		x	
		38.5"	H
		Diamond Shown as it will appear on the Xpressions unit	
Diamond			


B	Skin	Size	
		28"	W
		x	
		28"	H
1x1 Flat Front		1x1 Flat Front Shown as it will appear on the Xpressions unit	

C	Skin	Size	
		28"	W
		x	
		28"	H
1x1 Flat Front Shown as it will appear on the Xpressions unit			
1x1 Flat Front			



D	Skin	Size	
		28"	W
		X	H
		88"	
		1x3 Vertical Double Thread Shown as it will appear on the Xpressions unit	
1x3 Double Thread			

E	Skin	Size	
		28"	W
		x	
		88"	H
1x3 Vertical Double Thread Shown as it will appear on the Xpressions unit			
1x3 Double Thread			

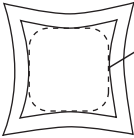
F	Skin	Size	
		59"	W
		x	H
		28"	
2X1 Horizontal Thread		2X1 Thread Horizontal Shown as it will appear on the Xpressions unit	

G	Skin	Size	
		59"	W
		x	H
		28"	H
2X1 Horizontal Thread		2X1 Thread Horizontal Shown as it will appear on the Xpressions unit	

H	Skin	Size	
		60"	W
		x	H
		28"	H
2X1 Double Thread		2X1 Double Thread Shown as it will appear on the Xpressions unit	

I	Skin	Size	
		58"	W
		x	H
		58"	H
2x2 Flat Shown as it will appear on the Xpressions unit			
2x2 Flat			

It is recommended that all text and borders be 2" from the finish size



**Focus Area Key**  
focus area is always 3"-5" inside edge of all four sides on all skin styles and sizes

see [xpressions-snap.com](http://xpressions-snap.com) for details

NOTE: ALL SET UP INSTRUCTIONS  
APPLY TO THE 4X3 US SKIN SIZES  
AS WELL

# xpressions **SNAP!**™

## Setup Guide 2010

### • File Setup •

FOR GENERAL FILE SETUP CONSULT THE FULL FILE PREP GUIDELINE AT:  
<http://xpressions-snap.com/guidelines.htm>

For all XSnap skins we require **1.5" of bleed OVERALL (.75" on all sides)**. If bleed is not provided to us we will do our best to add/clone your artwork when applicable. If not, we will need to bleed out your image to ensure we have enough for print/finishing. See example below:

Artwork provided  
w/out bleed



Image bled out  
for print size



Finished Size



### • X-Factor •

Due to the nature of the Xpressions® graphics, we recommend keeping all artwork elements you do not want distorted (ie text, logos, or faces) 3-5" in on all sides. Examples below:

5" in - least amount  
of distortion



3" in - distortion  
becomes more apparent



1" in - distortion  
very noticeable



\*PLEASE NOTE IF DISTORTION IS INTENDED AS PART OF DESIGN\*